

**SUPPLEMENTARY ITEMS**

**COUNCIL MEETING ON 11 DECEMBER 2025**

16. **OFFICERS' REPORTS:**

- 16.3 CEO Organisational Performance Report for November 2025 ..... 3
- 16.4 Monthly Financial Performance Report - November 2025..... 33



Doc ID No: A12251903

*This matter has been determined to be of a significant nature and approval has been given to refer this report to the Council as a supplementary item.*

ITEM: 16.3

SUBJECT: CEO ORGANISATIONAL PERFORMANCE REPORT FOR NOVEMBER 2025

AUTHOR: CHIEF EXECUTIVE OFFICER

DATE: 21 NOVEMBER 2025

## EXECUTIVE SUMMARY

This is a monthly report by the Chief Executive Officer focusing on a summary of organisational performance in the areas of workplace health and safety, progress in the delivery of Council's Corporate and Annual Plans, our people and culture, financial management, capital program delivery, external funding, significant risks and legal matters.

This report is for the month of November 2025. The report for this period highlights current significant matters and progress on key performance indicators.

## RECOMMENDATION

**That the Chief Executive Officer Organisational Performance Report for the month of November 2025 be received and the contents noted.**

## BACKGROUND

### 1. Current Significant Matters

#### **Glowing report card for Community and Sport across Ipswich**

Ipswich's rapid population growth has driven a surge in demand for council sports facilities, with 182,000 hours of organised sport played across 47 locations in 2024–2025—a 12.3% increase on the previous year. The city now supports 166 sport and recreation clubs across 41 codes, with 287 playing spaces, 101 courts, and 105 fields, most under lights. Council invested in new facilities including the \$3.5m Silver Jubilee Clubhouse at Spring Mountain, upgrades at Blue Gum Reserve and Redbank Plains Bears JRLFC, and restoration of the Goodna Community Centre. The Active and Healthy Program delivered 1,953 activities with over 31,000 instances of participation, while \$1.87m in community funding supported 424 projects. Ipswich's strong grassroots participation continues to foster future sporting stars as the city builds toward the 2032 Brisbane Olympic and Paralympic Games.

#### **Positive platypus result highlights importance of urban creek health**

The 10th annual environmental DNA (eDNA) survey has confirmed the continued presence of platypus in Ipswich's urban creeks, with positive results from 12 of 40 water samples and five additional possible detections. This marks a notable increase after years of low detection rates, though the population remains fragmented. Council and local Bushcare groups are

addressing threats such as erosion, pollutants, and habitat degradation through initiatives including rubbish removal, revegetation, and community engagement. Ongoing protection and restoration are essential to ensure healthy, resilient waterways that support platypus and other wildlife.

### **Record crowds applaud 2025 Ipswich Art Awards winners**

More than 400 art enthusiasts celebrated the 25th anniversary of the Ipswich Art Awards at the opening night event, where winners across nine categories were announced. Ipswich artist Anne Toovey received the prestigious Best of Show Award for *Crescent vessel: Passage*. This year's awards attracted a record 410 artworks from 285 artists, highlighting the region's creative diversity. Nearly 50 pieces were sold during the opening weekend, and the exhibition remains open for free at 1 Nicholas Street until 15 November, with visitors invited to vote for the People's Choice Award. Category winners each received \$1,500, while Best of Show earned \$3,000. The event continues to be a cornerstone of Ipswich's cultural calendar, fostering artistic excellence and community connection.

### **Christmas in Ipswich**

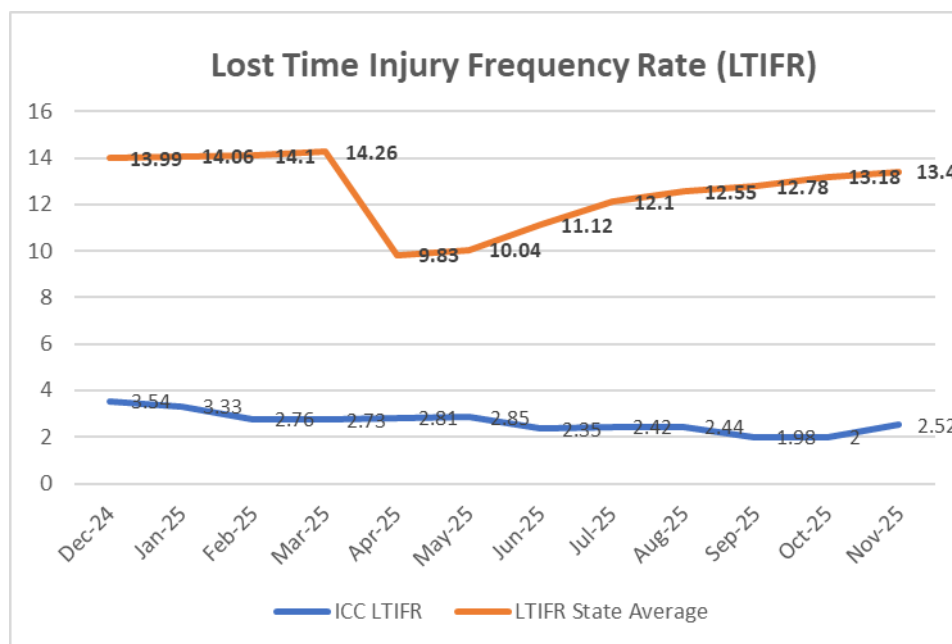
The Christmas in Ipswich festival returns in 2025 with its biggest program yet featuring more than 40 events across the city. Highlights include carols in multiple suburbs, the City Christmas Tree at d'Arcy Doyle Place was lit on 27 November, and the dazzling St Nicholas Precinct displays from 12–21 December. The program also offers markets, live music, food trucks, and family-friendly activities such as Santa & Sirens and Letters to Santa. Additional attractions include the Christmas Lights Competition and Tours, sensory-friendly experiences, and community events like the Rosewood Christmas Festival and Ipswich Showgrounds' Enchanted Christmas Twilight Event. The festival continues to deliver social and economic benefits while celebrating Ipswich's inclusive and festive spirit.

### **Ipswich Youth Advisory Council celebrates record year of civic engagement**

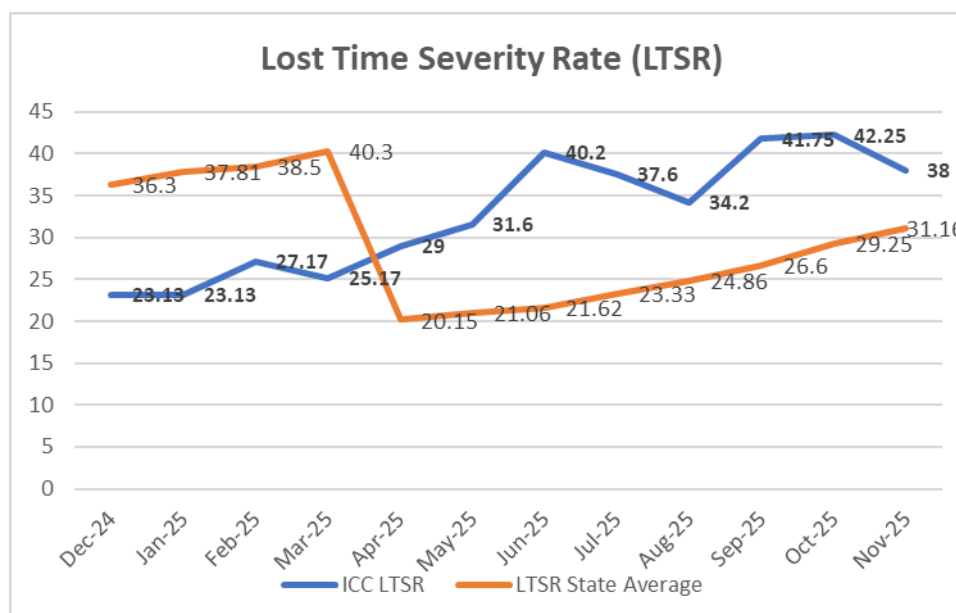
Council has celebrated its largest Ipswich Youth Advisory Council (IYAC) cohort to date, with 61 young people aged 13–18 completing the year-long program. Established in 2007, IYAC provides opportunities for youth to influence council policies, projects, and initiatives, ensuring their perspectives shape the city's future. In 2025, members contributed to key programs including the Ipswich 2032 Legacy Roadmap, Strategic Regulation Policy, and the Ipswich Central Urban Design Framework, while developing leadership and civic engagement skills. Applications for the 2026 program are now open for Ipswich residents aged 13–18.



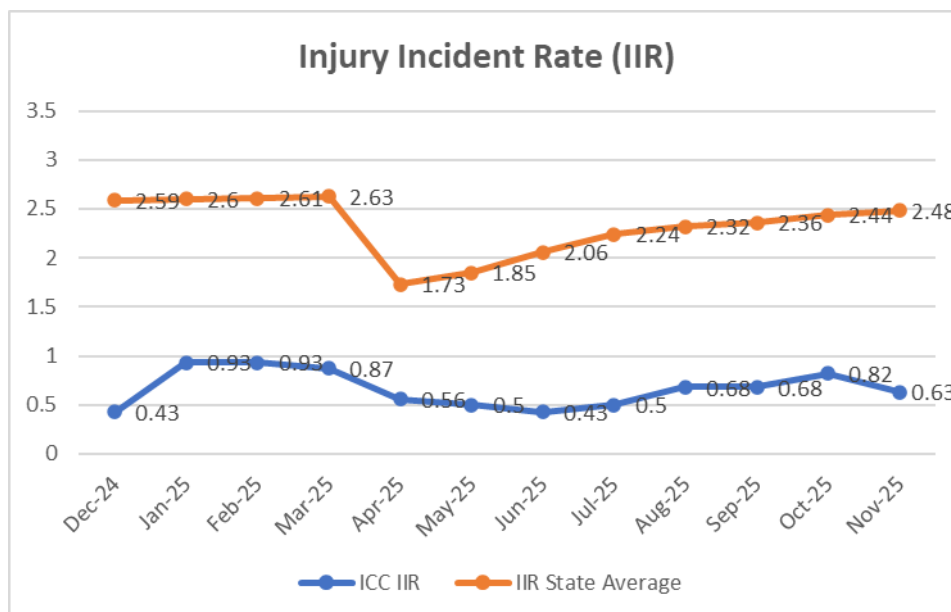
## 2. Workplace Health and Safety



Local Government Association of Queensland (LGAQ) LTIFR rate is calculated on a calendar year and not a 12-month rolling total which ICC uses. The physical and psycho-social safety and wellbeing of the workforce continues to be the CEO and the organisation's first and foremost priority.



The LTSR rate equates to the number of days lost for each LTI. The State Average is the average of LTSR across the 62 local councils within the LGAQ scheme. The LGAQ rate is calculated on a calendar year and not a 12-month rolling total which ICC uses.



The IIR rate is the number of injury incidents per 100 workers. The State Average is the average of IIR across the 62 local councils within the LGAQ scheme.

### 3. Update on Corporate/Operational Plans

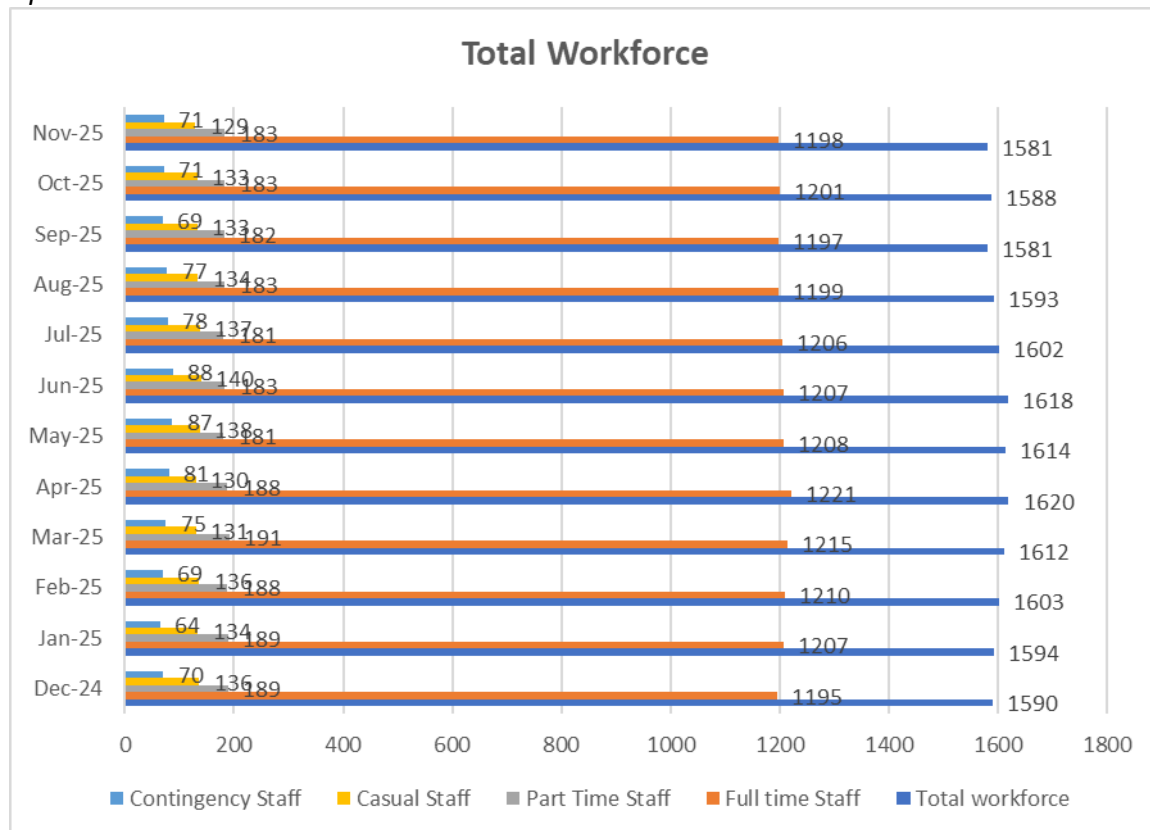
The Quarterly Performance Report for the October - December 2025 (Quarter 2 period) on the 2025-2026 Operational Plan will be presented to the February 2026 Council Ordinary Meeting.

The current Annual Plan and the last quarterly report are available on council's website: <https://www.ipswich.qld.gov.au>

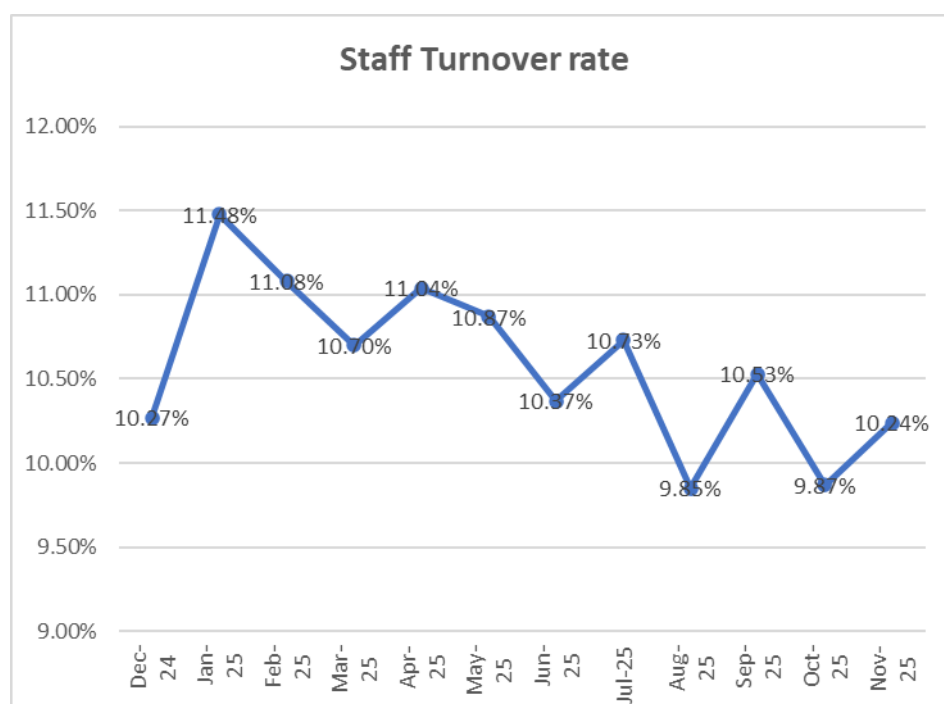
Community engagement on council's next five-year Corporate Plan is currently underway.

#### 4. Major Key Performance Indicators

##### *People and Culture*



The total workforce for the council organisation 'head count' was 1581 in November 2025.



Staff turnover rate was at 10.24% in November 2025, up by 0.37% from October 2025.

For interest, but not direct comparison due to the time and calculation differential, the annual average workforce attrition rate for South-East Queensland councils for 2024 reported by the LGAQ was 18%.

#### *Finance*

The full financial performance report for November 2025 has been provided directly to Council.

The total net result (including capital revenue) for Ipswich City Council as of 30 November 2025 is a surplus of \$59.9 million compared to the year to date (YTD) budget surplus of \$60.1 million. Council's YTD operating deficit (excluding capital revenue and the Infrastructure Levy) is \$3.7 million compared to the budgeted YTD deficit of \$2 million. The unfavourable result is driven by the Financial Assistance Grant being recognised in the prior financial year, employee expenses over budget and increased depreciation from capitalisation of donated assets and catch-up depreciation. Council has also recognised higher interest income and greater roads, traffic and parking, and town planning and development fee revenue which is partly offsetting the overspends.

Capital expenditure (excluding asset donations, Voluntary Home Buy Back and disaster recovery) is \$1.8 million above the YTD budget. Overspends were mainly due to drainage, gravel road, and kerb and channel rehabilitation works and strategic transport projects.

#### Capital Delivery Program 2025-2026

A solid month of performance in November 2025 with steady progress across all jobs despite the unsettled weather patterns across the month. Financial outcomes are likely to be slightly behind budget targets (financial results are not available to time of writing) however this is a correction of previous months being over target. Site works commenced on Ripley Road which was a major milestone for this significant project.

### **5. Risk and Compliance Update**

#### *Corporate Risk Register*

Council's corporate risk register is reviewed on a regular basis. Council's corporate risk register was reviewed at the ELT Risk Committee meeting held on 9 October 2025. Its next review will be at the ELT Risk Committee meeting on 4 December 2025.

Council's corporate risk register and risk trends in these risks are reported through Council's Audit and Risk Management Committee (ARMC) which is held every quarter. The corporate risk register and risk trends in these risks are also circulated to all Councillors on a regular basis.

Council continues to seek to actively manage and mitigate its corporate risks.

### *Legal Matters*

An overview of all active court proceedings is provided in a confidential attachment to this report.

Matters that are not the subject of court proceedings will be considered for addition to the report where:

- they concern subject matter of significant public interest/concern; and/or
- where their outcome may present significant financial value/impact for Council; and/or
- where their outcome may set an important precedent for Council.

Generally significant non-court matters will only be reported where they are the subject of dispute and management of that dispute is being administered by Legal Services (as opposed to where Legal Services' involvement is ad-hoc or limited to the provision of internal advice), or where they concern a significant project for Council. The detail reported in respect of each matter listed has been provided with privacy, confidentiality, and legal professional privilege (and the requirement to maintain same) in mind.

## **6. Current Consultation Matters**

The following community engagement projects are included on Shape Your Ipswich, the digital engagement platform that uses a range of digital techniques to connect with the community and promote consultation events.

Engagement data below includes contributions received on Shape Your Ipswich and does not include data from other channels.

Description of metrics used:

**Contributors** – The unique number of Visitors who have left feedback or contributions. Contributors is a unique value, and a Contributor who makes more than one contribution is only counted as a single Contributor.

**Visitors** – A Visitor is a unique user. A single Visitor may make more than one visit to the site, but it is only counted once. A Visitor is not necessarily a single person, but rather a single browsing session that stores a user's technical information. IP addresses are used to determine unique Visitors.

### **Open Engagement Projects – November 2025:**

<b>Project Name</b>	<b>Project Lead (Department)</b>	<b>Purpose of Engagement</b>
Flinders-Goolman Masterplan	Environment and Sustainability Department	The purpose of this engagement is to seek community feedback on the draft Flinders-Goolman Masterplan. Feedback will help inform how council invests in the estate

		<p>over the next 20 years. Consultation opened 3 November and will close 7 December 2025.</p> <p>SYI statistics as at 27 November 2025:</p> <ul style="list-style-type: none"> <li>• 25 SYI contributors</li> <li>• 959 SYI visitors</li> </ul>
Arts and Cultural Vision	Community, Cultural and Economic Development Department	<p>The engagement for the Arts and Cultural Vision aims to gather diverse perspectives and supports artistic expression, celebrates heritage, enhances community well-being, and tracks the development of the Ipswich Arts and Culture Vision. Phase 1 opened 1 March and closed 3 April 2025. Phase 2 engagement opened 29 October 2025 and will close 10 November 2025.</p> <p>SYI statistics as at 27 November 2025:</p> <ul style="list-style-type: none"> <li>• 17 SYI contributors (phase 2 total)</li> <li>• 146 SYI visitors (phase 2 total)</li> <li>• 135 SYI contributors (project total)</li> <li>• 722 SYI visitors (project total)</li> </ul>
Ipswich Art Awards 2025	Community, Cultural and Economic Development Department	<p>The Ipswich Art Awards return in 2025 for their 25th year celebrating artistic excellence in our region. Opened 26 May 2025 and closed 17 November 2025.</p> <p>Please note, the engagement tool used on the page is for managing questions and answers only.</p> <p>SYI statistics as at 27 November 2025:</p> <ul style="list-style-type: none"> <li>• 8 SYI contributors</li> <li>• 6,108 SYI visitors</li> </ul>
Corporate Plan 2026-2031	Corporate Services Department	<p>The purpose of this engagement is to seek community feedback on the Corporate Plan 2026-2031 to ensure it reflects the aspirations, priorities and needs of the Ipswich community. The engagement opened 20 October 2025 and will close 7 December 2025.</p> <p>SYI statistics as at 27 November 2025:</p> <ul style="list-style-type: none"> <li>• 70 SYI contributors</li> <li>• 466 SYI visitors</li> </ul>
Community-based Flood Emergency Action Plans	Environment and Sustainability Department	<p>With support from the Australian and Queensland governments under the Disaster Recovery Funding Arrangements (DRFA), council is developing Community-based Flood Emergency Action Plans (CbFEAPs) for seven suburbs. The plans will capture community input and strengthen flood awareness and preparedness. Opened 1 October 2025 and will close 12 December 2025.</p> <p>SYI statistics as at 27 November 2025:</p> <ul style="list-style-type: none"> <li>• 147 SYI contributors</li> <li>• 10,606 SYI visitors</li> </ul>
Creators' Summit – Ipswich 2026	Community, Cultural and	<p>Returning in 2026, the Creators' Summit – Ipswich celebrates local creativity and innovation. Under the 2026</p>

	Economic Development Department	<p>theme, <i>“The Future Belongs to the Weird,”</i> the summit will bring together artists, makers, and industry leaders to strengthen partnerships, showcase talent, and drive growth within Ipswich’s creative economy. The summit will be held 7 March 2026 at the Ipswich Civic Centre.</p> <p>Please note, the engagement tool on this page is only used to manage speaker EOIs.</p> <p>SYI statistics as at 27 November 2025:</p> <ul style="list-style-type: none"> <li>• 7 SYI contributors</li> <li>• 1,056 SYI visitors</li> </ul>
Character Place Nomination	Planning and Regulatory Services Department	<p>To seek nominations from the community on historical character places as part of the Planning Scheme. Opened 27 February 2023 and will remain open.</p> <p>SYI statistics as at 27 November 2025:</p> <ul style="list-style-type: none"> <li>• 8 SYI contributors</li> <li>• 861 SYI visitors</li> </ul>
Ripley Road & Fischer Road Upgrade	Asset and Infrastructure Services Department	<p>Informing the community on planned works at Ripley Road and Fischer Road. Opened 23 January 2024 and will remain open until work is completed.</p> <p>SYI statistics as at 27 November 2025:</p> <ul style="list-style-type: none"> <li>• 21 SYI contributors</li> <li>• 4,585 SYI visitors</li> </ul>
Ipswich Youth Advisory Committee (IYAC) – closed member page (Communications hub)	Community, Cultural and Economic Development Department	<p>The communications and engagement ‘hub’ for IYAC members. This page is continually updated on projects that IYAC members can be involved in. Opened 31 January 2024 and will remain open.</p> <p>SYI statistics as at 27 November 2025:</p> <ul style="list-style-type: none"> <li>• 65 SYI contributors</li> <li>• 258 SYI visitors</li> </ul>
Community Panel	Community, Cultural and Economic Development Department	<p>Council’s community engagement program for future-focused policy, strategy, projects and plans. Opened 20 December 2021 and will remain open.</p> <p>SYI statistics as at 27 November 2025:</p> <ul style="list-style-type: none"> <li>• 289 SYI contributors</li> <li>• 27,033 SYI visitors</li> </ul>
Community Panel – closed member page	Community, Cultural and Economic Development Department	<p>The communications and engagement ‘hub’ for the community panel. This page is continually updated with updates on projects the panel has been involved in. Opened 22 March 2022 and will remain open.</p> <p>SYI statistics as at 27 November 2025:</p> <ul style="list-style-type: none"> <li>• 109 SYI contributors</li> <li>• 226 SYI visitors</li> <li>• 252 community panel members</li> </ul>

Creative Industries	Community, Cultural and Economic Development Department	<p>Engagement on Creative Industries programs under the Arts and Cultural Strategy. Main project page Creative Industries opened on 14 April 2023 and will remain open.</p> <p>Creative Industries main page activities SYI statistics as at 27 November 2025:</p> <ul style="list-style-type: none"> <li>• Play a Part – how you see council supporting the Creative Industries: <ul style="list-style-type: none"> <li>- 13 SYI contributors</li> </ul> </li> </ul> <p>Project subpages currently open and SYI statistics as at 27 November 2025:</p> <ul style="list-style-type: none"> <li>• ARTiculate activities: <ul style="list-style-type: none"> <li>- 62 SYI contributors – The skills I want to learn the most – opened 20 April 2023</li> <li>- 32 SYI contributors – Help shape our 2026 workshop, previously titled, Want to learn something else – opened 24 April 2023</li> </ul> </li> </ul> <p>The data shown below relates to all projects and subpages connected to Creative Industries.</p> <p>SYI statistics as 27 November 2025:</p> <ul style="list-style-type: none"> <li>• 408 SYI contributors</li> <li>• 51,469 SYI visitors</li> </ul>
Ipswich Central	Community, Cultural and Economic Development Department	<p>Ipswich Central Revitalisation projects, communications, information sharing and public events. Main project page Ipswich Central opened on 28 November 2019 and will remain open.</p> <p>Project page currently open and SYI statistics as at 27 November 2025:</p> <ul style="list-style-type: none"> <li>• Placemaking in Action <ul style="list-style-type: none"> <li>- 3 SYI contributors</li> </ul> </li> </ul> <p>Project subpage currently open and SYI statistics as at 27 November 2025:</p> <ul style="list-style-type: none"> <li>• Light up Ipswich Central – subpage project opened 21 August 2023 <ul style="list-style-type: none"> <li>- 9 SYI contributors</li> </ul> </li> <li>• Out and About (event page) – subpage project opened 1 April 2022 <ul style="list-style-type: none"> <li>- 16 SYI contributors (no events shared in November)</li> </ul> </li> <li>• Green Walkable Streets – Have you seen the new scramble crossing? – subpage project opened 29 November 2022 <ul style="list-style-type: none"> <li>- 5 SYI contributors</li> </ul> </li> </ul> <p>The data shown below relates to all project and subpages connected to Ipswich Central.</p>



		<p>SYI statistics as at 27 November 2025:</p> <ul style="list-style-type: none"> <li>• 883 SYI contributors</li> <li>• 31,239 SYI visitors</li> </ul>
--	--	---

**Projects that may open in December 2025:**

There are no engagement projects that may open in December 2025.

**Engagement Project Updates – November 2025:**

Project Name	Project Lead (Department)	Purpose of Engagement
Indigenous Soldiers Ceremonial, Remembrance and Healing Project	Asset and Infrastructure Services Department	<p>Opened on 26 May 2023 and closed 10 June 2023.</p> <p>Sub-page for Queens Park Ceremonial, Healing and Remembrance Place updated to note construction has commenced.</p> <p>SYI statistics as 27 November 2025:</p> <ul style="list-style-type: none"> <li>• 20 SYI contributors</li> <li>• 1,996 SYI visitors</li> </ul>
Arts and Cultural Vision	Community, Cultural and Economic Development Department	<p>The engagement for the Arts and Cultural Vision aims to gather diverse perspectives and supports artistic expression, celebrates heritage, enhances community well-being, and tracks the development of the Ipswich Arts and Culture Vision. Phase 2 engagement opened 29 October and closed 10 November 2025.</p> <p>Page updated to close survey and confirm we are now reviewing community feedback.</p> <p>SYI statistics as at 27 November 2025:</p> <ul style="list-style-type: none"> <li>• 17 SYI contributors (phase 2 total)</li> <li>• 146 SYI visitors (phase 2 total)</li> <li>• 135 SYI contributors (project total)</li> <li>• 722 SYI visitors (project total)</li> </ul>
Creative Industries	Community, Cultural and Economic Development Department	<p>Engagement on Creative Industries programs under the Arts and Cultural Strategy. Main project page Creative Industries opened on 14 April 2023 and will remain open.</p> <p>Creative Industries main-page updates as at 30 November 2025:</p> <p>Link to the Arts and Cultural Vision moved from 'current' to 'previous' opportunities.</p> <p>The data shown below relates to all projects and subpages connected to Creative Industries.</p> <p>SYI statistics as 27 November 2025:</p> <ul style="list-style-type: none"> <li>• 408 SYI contributors</li> <li>• 51,469 SYI visitors</li> </ul>

Creators' Summit – Ipswich	Community, Cultural and Economic Development Department	<p>Returning in 2026, the Creators' Summit – Ipswich celebrates local creativity and innovation. Under the 2026 theme, <i>"The Future Belongs to the Weird,"</i> the summit will bring together artists, makers, and industry leaders to strengthen partnerships, showcase talent, and drive growth within Ipswich's creative economy. The summit will be held 7 March 2026 at the Ipswich Civic Centre.</p> <p>Page updated adding additional link for the community to purchase tickets as well as extending the Speaker EOI until 7 December 2025.</p> <p>SYI statistics as at 27 November 2025:</p> <ul style="list-style-type: none"> <li>• 7 SYI contributors</li> <li>• 1,056 SYI visitors</li> </ul>
Ipswich Art Awards 2025	Community, Cultural and Economic Development Department	<p>The Ipswich Art Awards return in 2025 for their 25th year celebrating artistic excellence in our region. Opened 26 May 2025 and will close 17 November 2025.</p> <p>Page updated to confirm once Award Night tickets had sold out, sharing 2025 catalogue of entries, award winners, images from the Awards Night and list of highly commended works. Page moved to a closed status 17 November 2025</p> <p>SYI statistics as at 27 November 2025:</p> <ul style="list-style-type: none"> <li>• 8 SYI contributors</li> <li>• 6,108 SYI visitors</li> </ul>
Ipswich Central	Community, Cultural and Economic Development Department	<p>Ipswich Central Revitalisation projects, communications, information sharing and public events. Main project page Ipswich Central opened on 28 November 2019 and will remain open.</p> <p>Page updated to add amended works notification – Scramble Crossing</p> <p>The data shown below relates to all project and subpages connected to Ipswich Central.</p> <p>SYI statistics as at 27 November 2025:</p> <ul style="list-style-type: none"> <li>• 883 SYI contributors</li> <li>• 31,239 SYI visitors</li> </ul>
Corporate Plan 2026-2031	Corporate Services Department	<p>The purpose of this engagement is to seek community feedback on the Corporate Plan 2026-2031 to ensure it reflects the aspirations, priorities and needs of the Ipswich community. The engagement opened 20 October 2025 and will close 7 December 2025.</p> <p>Page updated to share an extension of the engagement period and an additional pop-up event.</p> <p>SYI statistics as at 27 November 2025:</p>

		<ul style="list-style-type: none"> <li>• 70 SYI contributors</li> <li>• 466 SYI visitors</li> </ul>
Community-based Flood Emergency Action Plans	Environment and Sustainability Department	<p>With support from the Australian and Queensland governments under the Disaster Recovery Funding Arrangements (DRFA), council is developing Community-based Flood Emergency Action Plans (CbFEAPs) for seven suburbs. The plans will capture community input and strengthen flood awareness and preparedness. Opened 1 October 2025 and will close 12 December 2025.</p> <p>Page updated to share three additional pop-up events.</p> <p>SYI statistics as at 27 November 2025:</p> <ul style="list-style-type: none"> <li>• 147 SYI contributors</li> <li>• 10,606 SYI visitors</li> </ul>

## 7. External Funding

Council utilises grant funding from various external sources, primarily Federal and State Government, to assist with the delivery of many projects and services across the Ipswich Local Government Area. These include operational programs from community development, libraries and sports, through to capital funding to assist with infrastructure projects delivery.

Council can also utilise grant funding to partner with external organisations building partnerships where the project outcomes align with Council's Corporate and Annual Plans.

The below information summarises information related to:

- external funding revenue received by Council;
- any funding decisions received during November 2025;
- applications that have been submitted and are awaiting a decision;
- applications being prepared for submission to a funding body; and
- the grant opportunities suitable for local governments to apply.

Council's External Funding Team works closely with our Capital Program Delivery Branch and other key stakeholders within the organisation to identify opportunities and the management of successful applications between Council and the funding body.

### ***Grant Revenue as at 30 November 2025\****

<b>Funding Type</b>	<b>Total number of Grant projects</b>	<b>Current Total External Funding Approved</b>	<b>Total Cost of Grant funded project/s (inc. Council &amp; other Contributions)</b>
State Government	51	\$61,359,160	\$233,844,275

Federal Government	20	\$36,799,258	\$68,898,836
Joint Funded (State/Federal)**	22	\$159,578,574	\$230,158,428
Other	4	\$530,000	\$1,337,500
<b>Total</b>	<b>97</b>	<b>\$258,266,992</b>	<b>\$534,239,039</b>

*\* This table is an accumulation of all external funding projects being actively managed by Council.*

*\*\* Includes the Australian Government Disaster Recovery Funding Arrangements (DRFA). The DRFA is joint Commonwealth and State Government funding, providing financial assistance to help communities recover from eligible disasters.*

#### Grant Decisions received

Grant Project	Successful/ Unsuccessful	Total Grant Funding	Total Project Cost
Tropical Cyclone Alfred and Associated Severe Weather Category C – Community Recovery and Resilience Officer	Successful	\$614,153	\$614,153

#### Grant Applications submitted and awaiting outcome

Grant Program	Project Name	Requested Grant Amount	Total est. Project Cost
Public Art Initiatives	Holding Time - D/Arcy Doyle Place	\$506,340	\$506,340
	Pollen Pods - Bremervale Park, Raceview	\$303,660	\$303,660
Safer Local Roads and Infrastructure Program (SLRIP)	Replacement of Strong Road Bridge, Lanefield	\$4,224,173	\$5,280,217
Urban Precincts and Partnerships Program - Stream 1	Green Energy Precinct	\$550,000	\$550,000
Community Sustainability Action grants - Round Nine - Heritage Conservation	Ipswich Woollen Mills - Developing a Digital Twin	\$14,500	\$14,500
Blackspot Program 2026-27	Bertha & Mill St Goodna Traffic Signal improvements	\$129,000	\$129,000
	Mount Juillerat Drive, Redbank Plains: Vehicle Activated Signage and Audio Tactile Line Marking	\$97,000	\$97,000

Disaster Recovery Funding Arrangements - DRFA	TC Alfred - Counter Disaster Funding - Non Labour	\$338,558	\$338,558
	TC Alfred - Counter Disaster Funding - Extraordinary Labour	\$190,249	\$190,249
	Emergency Works - TC Alfred March 2025	\$2,316,842	\$2,316,842
Health and Wellbeing Community Grants	Aqua Empowerment Program	\$20,000	\$37,812
	Healthy School Lunchboxes	\$17,080	\$25,067
Creative Australia	Ipswich Public Art Creative Development	\$99,200	\$160,300
Green Urban Infrastructure Initiative	Ipswich Central Urban Greening	\$1,680,765	\$4,155,563
National Science Week Grants	Ipswich Libraries Family Science Expo	\$6,500	\$10,500
Queensland's Destination Events Fund - Round 2	Galvanized 2026	\$16,000	\$67,000
SES Support Grants 26/27	Goodna Back Up Generator	\$35,000	\$35,000
SES Support Grants 26/27	Ipswich AV Upgrade	\$7,497	\$7,497
SES Support Grants 26/27	Marburg Electronic Door Upgrade	\$7,963	\$7,963
SES Support Grants 26/27	Rosewood Electronic Door Upgrade	\$7,963	\$7,963
Honouring Our Veterans Grants Program	Restoration of the Soldiers Memorial Hall	\$249,400	\$789,488
Strengthening Our Communities Program - 2025-26 Youth & Community Connection Projects	On Notice	\$99,760	\$150,561

***Unsubmitted Applications Currently in Progress***

These applications have been internally identified and endorsed that are currently in development as at end of November 2025, pending submission. Requested funding and total project costs will be advised in future reports.

Grant Program	Proposed Project	Application due date
Celebrating Multi Cultural QLD	World of Music Ipswich	12 December 2025
Major and Local Community Infrastructure Program	New Ripley Rugby League and Sports Centre	1 March 2026

### ***Grant Opportunities Communicated to the Organisation***

The programs are communicated to council by the funding body or identified by council's External Funding team. This information is shared across stakeholders in council for consideration.

<b>Grant Program</b>	<b>Funding Entity (Fed/State/Other)</b>	<b>Closing Date</b>
SES Support Grant 26/27	State	27 November 2025
Celebrating Multicultural QLD	State	12 December 2025
Strengthening Communities Multicultural Grants Program	State	18 November 2025
Major and Local Community Infrastructure Program	Federal	1 December 2025

### **8. Council Resolutions**


Number of resolutions finalised since last report on 19 November 2025: 10

Number of resolutions in progress as of 3 December 2025: 83

### **HUMAN RIGHTS IMPLICATIONS**

HUMAN RIGHTS IMPACTS
RECEIVE AND NOTE REPORT
The recommendation states that the report be received and the contents noted. The decision to receive and note the report does not limit human rights. Therefore, the decision is compatible with human rights.

### **ATTACHMENTS AND CONFIDENTIAL BACKGROUND PAPERS**

1.	Actions report as at 3 December 2025 <a href="#">↓</a> 
2.	CONFIDENTIAL Legal Services Confidential Attachment for CEO Organisation Performance Report for November 2025

## Item 16.3 / Attachment 1.

IPSWICH CITY COUNCIL ACTIONS REPORT		Printed: Wednesday, 3 December 2025 11:17:11 AM
Total actions in progress: 83		Date From: 20/04/2020
Total actions completed since last report: 10		Date To: 3/12/2025

## COUNCIL AND COMMITTEES FROM 11 APRIL 2024

## Council Meetings from April 2024

Actions in progress since last report: 75

Meeting	Recommended From	Minute Number	Dept	Item	Title	Expected Completion Date	Status
Council 23/05/2024		C2024/02/032	Office of the CEO	16.5	Nicholas Street Precinct Venue Building Contract Review	28/08/2026	In progress
Council 20/06/2024		C2024/04/079	Planning and Regulatory Services Department	7.1	Petition - Enforce stricter penalties for uncontrolled and threatening dogs in Riverview, Queensland	30/07/2025	In progress
Council 25/07/2024	Infrastructure, Planning and Assets Committee Jul 16 2024	C2024/05/140(IPAAC)	Planning and Regulatory Services Department	1	Stone Quarry Cemetery - Community Consultation	30/06/2028	In progress
Council 25/07/2024	Finance and Governance Committee Jul 16 2024		Corporate Services Department	10	Proposal to Acquire Property Located at 2B Thompson Street Bundamba for Drainage Purpose	30/06/2026	In progress
Council 24/10/2024	Finance and Governance Committee Oct 15 2024	C2024/08/290(FAGCC)	Corporate Services Department	7	Proposed Acquisitions of Land for INF04658 Ripley Road Upgrade - Cunningham Highway to Fischer Road	31/12/2025	In progress
Council 24/10/2024	Infrastructure, Planning and Assets Committee Oct 15 2024		Planning and Regulatory Services Department	9	Notice of Motion - Renaming Fail Park, North Booval to better recognise the contributions of Barry and Joan Fail	31/08/2025	In progress
Council 28/11/2024	Finance and Governance Committee Nov 14 2024		Corporate Services Department	2	Proposed acquisition of land and easement for INF04680 - Lowry Lane and Colvin Street Drainage Rehabilitation	31/12/2025	In progress
Council 12/12/2024	Finance and Governance Committee Dec 3 2024		Corporate Services Department	3	Repeal of Reward for Information Offered by Council Policy	28/11/2025	In progress

Item 16.3 / Attachment 1.

IPSWICH CITY COUNCIL ACTIONS REPORT				Printed: Wednesday, 3 December 2025 11:17:11 AM			
Total actions in progress: 83				Date From: 20/04/2020			
Total actions completed since last report: 10				Date To: 3/12/2025			

Meeting	Recommended From	Minute Number	Dept	Item	Title	Expected Completion Date	Status
Council 12/12/2024	Economic and Cultural Development Committee Dec 3 2024		Community, Cultural and Economic Development Dept	5	Nicholas Street Precinct - Approval of a Ground Lease over 4 Ellenborough Street, Ipswich (Lot 7 on SP288748)	31/10/2025	In progress
Council 27/02/2025	Infrastructure, Planning and Assets Committee Feb 18 2025		Planning and Regulatory Services Department	4	Strengthening Ipswich Communities Plan	1/12/2025	In progress
Council 27/03/2025		C2025/00/375	Planning and Regulatory Services Department	16.2	New Ipswich Planning Scheme	28/04/2025	In progress
Council 30/04/2025	Environment and Sustainability Committee Apr 22 2025		Environment and Sustainability Department	3	Australian Government Flood Warning Infrastructure Program	30/05/2025	In progress
Council 30/04/2025	Infrastructure, Planning and Assets Committee Apr 22 2025		Planning and Regulatory Services Department	4	Ipswich General Cemetery - Heritage Project	30/06/2026	In progress
Council 30/04/2025	Finance and Governance Committee Apr 22 2025		Corporate Services Department	8	Amendment of Lease between Ipswich City Council (Lessor) and Swifts Leagues Club Ltd (Lessee) and entry into associated documentation	12/12/2025	In progress
Council 30/04/2025	Infrastructure, Planning and Assets Committee Apr 22 2025		Asset and Infrastructure Services Department	9	Public Monuments and Memorials – Assessment of Application from Brisbane Bangla Language School and Ethnic Schools Association	28/02/2026	In progress



Item 16.3 / Attachment 1.

IPSWICH CITY COUNCIL ACTIONS REPORT		Printed: Wednesday, 3 December 2025 11:17:11 AM
Total actions in progress: 83	Date From: 20/04/2020	
Total actions completed since last report: 10	Date To: 3/12/2025	

Meeting	Recommended From	Minute Number	Dept	Item	Title	Expected Completion Date	Status
Council 29/05/2025	Finance and Governance Committee May 20 2025		Planning and Regulatory Services Department	2	Proposed Agreement for Lease - Dress Circle, Brookwater	21/11/2025	In progress
Council 29/05/2025	Infrastructure, Planning and Assets Committee May 20 2025	C2025/00/434(IPAAC)	Planning and Regulatory Services Department	6	Adoption of Ipswich City Plan 2025 and LGIP 2025	30/06/2025	In progress
Council 19/06/2025	Finance and Governance Committee Jun 10 2025		Corporate Services Department	10	New Lease over Freehold Land for Community Housing Initiative	28/11/2025	In progress
Council 19/06/2025	Finance and Governance Committee Jun 10 2025		Corporate Services Department	5	Lease Renewal over Freehold Land at 102 Champions Way, Willowbank	30/11/2025	In progress
Council 19/06/2025	Finance and Governance Committee Jun 10 2025		Corporate Services Department	6	Lease Renewal over Freehold Land at 20-32 Cairns Street, Collingwood Park	28/11/2025	In progress
Council 19/06/2025	Infrastructure, Planning and Assets Committee Jun 10 2025		Planning and Regulatory Services Department	6	Ipswich Adopted Infrastructure Charges Resolution and Incentives 2025	21/07/2025	In progress
Council 19/06/2025	Finance and Governance Committee Jun 10 2025		Corporate Services Department	7	Lease Renewal over Freehold Land at 11 Thornton Street, Raceview	28/11/2025	In progress
Council 19/06/2025	Finance and Governance Committee Jun 10 2025		Corporate Services Department	8	Lease and Contract Renewal for the Management and Operation of the Cafe/Lagoon at Robelle Domain, 155 Southern Cross Circuit, Springfield Central	31/12/2025	In progress
Council 19/06/2025	Finance and Governance Committee Jun 10 2025		Corporate Services Department	9	New Lease over Freehold Land at 117 Redbank Plains Road, Bellbird Park	28/11/2025	In progress

Item 16.3 / Attachment 1.

IPSWICH CITY COUNCIL ACTIONS REPORT				Printed: Wednesday, 3 December 2025 11:17:11 AM			
Total actions in progress: 83				Date From: 20/04/2020			
Total actions completed since last report: 10				Date To: 3/12/2025			

Meeting	Recommended From	Minute Number	Dept	Item	Title	Expected Completion Date	Status
Council 30/07/2025	Finance and Governance Committee Jul 22 2025		Corporate Services Department	1	Lease over Freehold Land at 1 Turnberry Way, Brookwater - Oakmont Park	31/12/2025	In progress
Council 30/07/2025	Environment and Sustainability Committee Jul 22 2025		Corporate Services Department	2	Ti Tree Bioenergy Community Fund Proposal	29/08/2025	In progress
Council 30/07/2025	Environment and Sustainability Committee Jul 22 2025		Environment and Sustainability Department	2	Ti Tree Bioenergy Community Fund Proposal	29/08/2025	In progress
Council 30/07/2025	Finance and Governance Committee Jul 22 2025		Corporate Services Department	3	Amendment of Term for Lease over Shop 3321 and 3322, Redbank Plaza - Redbank Plaza Library	31/12/2025	In progress
Council 30/07/2025	Economic and Cultural Development Committee Jul 22 2025	C2025/00/532(EACDC)	Community, Cultural and Economic Development Dept	6	Response to Notice of Motion - A New Synthetic Athletics Track for Ipswich	31/12/2025	In progress
Council 30/07/2025	Economic and Cultural Development Committee Jul 22 2025	C2025/00/532(EACDC)	Community, Cultural and Economic Development Dept	6	Response to Notice of Motion - A New Synthetic Athletics Track for Ipswich	5/12/2025	In progress
Council 30/07/2025		C2025/00/498	Asset and Infrastructure Services Department	7.1	Petition - Solar Lighting for new Cameron Park Playground	1/12/2025	In progress
Council 28/08/2025		C2025/00/555	Office of the CEO	17.3	Notice of Motion - Major Sporting Events to the City of Ipswich	29/09/2025	In progress

Item 16.3 / Attachment 1.

IPSWICH CITY COUNCIL ACTIONS REPORT				Printed: Wednesday, 3 December 2025 11:17:11 AM			
Total actions in progress: 83				Date From: 20/04/2020			
Total actions completed since last report: 10				Date To: 3/12/2025			

Meeting	Recommended From	Minute Number	Dept	Item	Title	Expected Completion Date	Status
Council 28/08/2025	Finance and Governance Committee Aug 19 2025		Corporate Services Department	3	Disposal of Easements over Council Land to Energex Limited for Electricity Works in White Rock	31/12/2025	In progress
Council 28/08/2025	Environment and Sustainability Committee Aug 19 2025		Environment and Sustainability Department	3	Resource Recovery Strategy and Implementation Plan Review	29/09/2025	In progress
Council 28/08/2025	Finance and Governance Committee Aug 19 2025		Corporate Services Department	4	Repeal of Previous Council Decisions for Proposed Acquisitions of Land in Ripley and Flinders View	30/06/2026	In progress
Council 28/08/2025	Finance and Governance Committee Aug 19 2025		Corporate Services Department	5	Procurement of Library Resources	29/09/2025	In progress
Council 25/09/2025	Finance and Governance Committee Sep 16 2025		Corporate Services Department	1	Proposed Disposal of Valuable Non-Current Land Assets	31/12/2026	In progress
Council 25/09/2025	Audit and Risk Management Committee Aug 20 2025		Corporate Services Department	11	Information Management Uplift Program Update	27/10/2025	In progress
Council 25/09/2025		C2025/00/293	Office of the CEO	17.1	Notice of Motion - Redbank Plains Road and Sinnathamby Boulevard bridge	27/10/2025	In progress
Council 25/09/2025	Economic and Cultural Development Committee Sep 16 2025		Community, Cultural and Economic Development Dept	2	Major Community Event Sponsorship - Redbank Plains Community Christmas Carols	27/10/2025	In progress
Council 25/09/2025	Environment and Sustainability Committee Sep 16 2025		Environment and Sustainability Department	3	Greenovate - Securityholders Update - August 2025	27/10/2025	In progress

Item 16.3 / Attachment 1.

IPSWICH CITY COUNCIL ACTIONS REPORT				Printed: Wednesday, 3 December 2025 11:17:11 AM			
Total actions in progress: 83				Date From: 20/04/2020			
Total actions completed since last report: 10				Date To: 3/12/2025			

Meeting	Recommended From	Minute Number	Dept	Item	Title	Expected Completion Date	Status
Council 25/09/2025	Finance and Governance Committee Sep 16 2025		Corporate Services Department	3	Amendment of Council Resolutions for Proposed Acquisitions of Land for Ripley and Fischer Road Upgrades	30/06/2026	In progress
Council 25/09/2025	Economic and Cultural Development Committee Sep 16 2025		Office of the CEO	4	Nicholas Street Precinct - Approval of an Agreement for Lease for Tenancy K2 Venue (37 Nicholas Street)	27/10/2025	In progress
Council 25/09/2025	Finance and Governance Committee Sep 16 2025		Corporate Services Department	4	Future of Old Tallegalla School, 2 Tallegalla Two Tree Hill Road, Tallegalla	31/07/2026	In progress
Council 25/09/2025	Finance and Governance Committee Sep 16 2025		Corporate Services Department	5	Conflict of Interest for Employees Policy Review	27/10/2025	In progress
Council 25/09/2025	Finance and Governance Committee Sep 16 2025		Corporate Services Department	6	Procurement - Variation to Contract for Provision of Commercial Cleaning	27/10/2025	In progress
Council 25/09/2025	Finance and Governance Committee Sep 16 2025		Corporate Services Department	8	Procurement: Intersection Upgrade – Ripley Road & Reif Street, Flinders View	27/10/2025	In progress
Council 25/09/2025	Audit and Risk Management Committee Aug 20 2025		Office of the CEO	8	Queensland Audit Office Briefing Paper and Presentation - August 2025	27/10/2025	In progress
Council 25/09/2025	Finance and Governance Committee Sep 16 2025		Corporate Services Department	9	Procurement: Recommendation to Award - Intelligent Traffic System Infrastructure (Traffic Signal Maintenance)	28/11/2025	In progress
Council 30/10/2025		C2025/00/334	Corporate Services Department	16.2	Adoption of Annual Report 2024-2025	1/12/2025	In progress

Item 16.3 / Attachment 1.

IPSWICH CITY COUNCIL ACTIONS REPORT				Printed: Wednesday, 3 December 2025 11:17:11 AM			
Total actions in progress: 83				Date From: 20/04/2020			
Total actions completed since last report: 10				Date To: 3/12/2025			

Meeting	Recommended From	Minute Number	Dept	Item	Title	Expected Completion Date	Status
Council 30/10/2025		C2025/00/337	Community, Cultural and Economic Development Dept	17.2	Notice of Motion - Sponsorship signage at Council owned sporting facilities	31/01/2026	In progress
Council 30/10/2025		C2025/00/338	Asset and Infrastructure Services Department	17.3	Notice of Motion - Funding for Installation of traffic lights - Augustine Heights/Brookwater	31/03/2026	In progress
Council 30/10/2025	Finance and Governance Committee Oct 14 2025	C2025/00/312(FAGCC)	Corporate Services Department	2	Lease Renewal of Freehold Land at 116 Brisbane Street, Ipswich	30/06/2026	In progress
Council 30/10/2025	Audit and Risk Management Committee Oct 8 2025	C2025/00/331(ARMC)	Corporate Services Department	2	2024-2025 FINANCIAL STATEMENTS AND MANAGEMENT REPRESENTATION LETTER	1/12/2025	In progress
Council 30/10/2025	Economic and Cultural Development Committee Oct 14 2025	C2025/00/323(EACDC)	Community, Cultural and Economic Development Dept	2	Major Community Event Sponsorship - Springfield Carols	1/12/2025	In progress
Council 30/10/2025		C2025/00/300	Asset and Infrastructure Services Department	7.1	Pedestrian Crossing on Jones Road, Bellbird Park	27/02/2026	In progress
Council 30/10/2025		C2025/00/301	Planning and Regulatory Services Department	7.2	Proposed Event at 585-615 Rosewood Laidley Road Calvert	1/12/2025	In progress
Council 27/11/2025	Finance and Governance Committee Nov 18 2025	C2025/00/357(FAGCC)	Corporate Services Department	10	Rates and Recovery Policies	29/12/2025	In progress

Item 16.3 / Attachment 1.

IPSWICH CITY COUNCIL ACTIONS REPORT				Printed: Wednesday, 3 December 2025 11:17:11 AM			
Total actions in progress: 83				Date From: 20/04/2020			
Total actions completed since last report: 10				Date To: 3/12/2025			

Meeting	Recommended From	Minute Number	Dept	Item	Title	Expected Completion Date	Status
Council 27/11/2025	Finance and Governance Committee Nov 18 2025	C2025/00/357(FAGCC)	Corporate Services Department	10	Rates and Recovery Policies	29/12/2025	In progress
Council 27/11/2025		C2025/00/386	Community, Cultural and Economic Development Dept	17.1	Notice of Motion - Support for Ipswich Netball Canteen Upgrade	29/12/2025	In progress
Council 27/11/2025	Economic and Cultural Development Committee Nov 18 2025	C2025/00/371(EACDC)	Corporate Services Department	2	Economic Development Incentive Policy	29/12/2025	In progress
Council 27/11/2025	Economic and Cultural Development Committee Nov 18 2025	C2025/00/371(EACDC)	Community, Cultural and Economic Development Dept	2	Economic Development Incentive Policy	29/12/2025	In progress
Council 27/11/2025	Finance and Governance Committee Nov 18 2025	C2025/00/349(FAGCC)	Corporate Services Department	2	Lease Renewal over Trust Land at 123 Brisbane Terrace, Goodna	29/12/2025	In progress
Council 27/11/2025	Finance and Governance Committee Nov 18 2025	C2025/00/350(FAGCC)	Corporate Services Department	3	Lease Renewal over Freehold Land at 44 Sportstar Drive, Springfield Central	29/12/2025	In progress
Council 27/11/2025	Infrastructure, Planning and Assets Committee Nov 18 2025	C2025/00/342(IPAAC)	Asset and Infrastructure Services Department	3	Provisional Projects Approval	29/12/2025	In progress
Council 27/11/2025	Finance and Governance Committee Nov 18 2025	C2025/00/351(FAGCC)	Corporate Services Department	4	New Lease over part of Freehold Land at 102 Champions Way, Willowbank (Lease A)	29/12/2025	In progress
Council 27/11/2025	Environment and Sustainability Committee Nov 18 2025	C2025/00/380(ESC)	Environment and Sustainability Department	4	Ipswich City Council's Financial Contribution to the Resilient Rivers Initiative through South East Queensland Council of Mayors	29/12/2025	In progress

Item 16.3 / Attachment 1.

IPSWICH CITY COUNCIL ACTIONS REPORT				Printed: Wednesday, 3 December 2025 11:17:11 AM			
Total actions in progress: 83				Date From: 20/04/2020			
Total actions completed since last report: 10				Date To: 3/12/2025			

Meeting	Recommended From	Minute Number	Dept	Item	Title	Expected Completion Date	Status
Council 27/11/2025	Environment and Sustainability Committee Nov 18 2025	C2025/00/381(ESC)	Environment and Sustainability Department	5	Ti Tree Bioenergy Funding - Program Update and Project Proposals for 2025-2026	29/12/2025	In progress
Council 27/11/2025	Infrastructure, Planning and Assets Committee Nov 18 2025	C2025/00/344(IPAAC)	Planning and Regulatory Services Department	5	Ipswich City Plan 2025 - s18 Amendment No.1	29/12/2025	In progress
Council 27/11/2025	Finance and Governance Committee Nov 18 2025	C2025/00/352(FAGCC)	Corporate Services Department	5	Procurement - Waste contract expiration re-alignment	29/12/2025	In progress
Council 27/11/2025	Finance and Governance Committee Nov 18 2025	C2025/00/353(FAGCC)	Corporate Services Department	6	Procurement: Preferred Supplier Arrangement for the provision of Plant Hire (Wet Hire) Services	29/12/2025	In progress
Council 27/11/2025	Finance and Governance Committee Nov 18 2025	C2025/00/354(FAGCC)	Corporate Services Department	7	Procurement: Preferred Supplier Arrangement for the provision of Grounds Maintenance and Associated Services	29/12/2025	In progress
Council 27/11/2025	Finance and Governance Committee Nov 18 2025	C2025/00/355(FAGCC)	Corporate Services Department	8	Procurement - Tender 5662 - North Ipswich Reserve Western Grandstand - Design and Construct	29/12/2025	In progress
Council 27/11/2025	Finance and Governance Committee Nov 18 2025	C2025/00/356(FAGCC)	Corporate Services Department	9	Councillor Expenses Policy	29/12/2025	In progress
Council 27/11/2025	Finance and Governance Committee Nov 18 2025	C2025/00/356(FAGCC)	Office of the CEO	9	Councillor Expenses Policy	29/12/2025	In progress

Item 16.3 / Attachment 1.

IPSWICH CITY COUNCIL ACTIONS REPORT		Printed: Wednesday, 3 December 2025 11:17:11 AM
Total actions in progress: 83		Date From: 20/04/2020
Total actions completed since last report: 10		Date To: 3/12/2025

**Council Meetings from April 2024**

**Actions completed since last report: 10**

Meeting	Recommended From	Minute Number	Dept	Item	Title
Council 25/07/2024		C2024/05/191	Office of the CEO		We Can't Wait Campaign
Council 25/07/2024	Infrastructure, Planning and Assets Committee Jul 16 2024		Asset and Infrastructure Services Department	5	Personal Tributes in Councils Openspace and Road Network - Assessment of Application
Council 19/06/2025	Infrastructure, Planning and Assets Committee Jun 10 2025		Planning and Regulatory Services Department	6	Ipswich Adopted Infrastructure Charges Resolution and Incentives 2025
Council 28/08/2025		C2025/00/542	Environment and Sustainability Department	0	Public Participation
Council 28/08/2025		C2025/00/555	Community, Cultural and Economic Development Dept	17.3	Notice of Motion - Major Sporting Events to the City of Ipswich
Council 30/10/2025		C2025/00/335	Community, Cultural and Economic Development Dept	16.3	Ipswich to Springfield Central Public Transport Corridor Project - Project Progression to Detailed Business Case
Council 27/11/2025	Finance and Governance Committee Nov 18 2025	C2025/00/352(FAGCC)	Corporate Services Department	5	Procurement - Waste contract expiration re-alignment
Council 27/11/2025	Finance and Governance Committee Nov 18 2025	C2025/00/353(FAGCC)	Corporate Services Department	6	Procurement: Preferred Supplier Arrangement for the provision of Plant Hire (Wet Hire) Services
Council 27/11/2025	Finance and Governance Committee Nov 18 2025	C2025/00/354(FAGCC)	Corporate Services Department	7	Procurement: Preferred Supplier Arrangement for the provision of Grounds Maintenance and Associated Services



Item 16.3 / Attachment 1.

IPSWICH CITY COUNCIL ACTIONS REPORT			Printed: Wednesday, 3 December 2025 11:17:11 AM		
Total actions in progress: 83			Date From: 20/04/2020		
Total actions completed since last report: 10			Date To: 3/12/2025		

Meeting	Recommended From	Minute Number	Dept	Item	Title
Council 27/11/2025	Finance and Governance Committee Nov 18 2025	C2025/00/355(FAGCC)	Corporate Services Department	8	Procurement - Tender 5662 - North Ipswich Reserve Western Grandstand - Design and Construct

**HISTORICAL COUNCIL AND COMMITTEE ACTIONS PROGRESS (PRIOR TO APRIL 2024)**

**Council up to March 2024**

Actions in progress since last report: 1

Meeting	Recommended From	Minute Number	Dept	Item	Title	Expected Completion Date	Status
Council 9/11/2023			Corporate Services Department	6.2	Nicholas Street Precinct - Approval of a Lease for Ground Level Eats Tenancy T2 (25 Nicholas Street)	28/11/2025	In progress

**Governance and Transparency Committee**

Actions in progress since last report: 3

Meeting	Recommended From	Minute Number	Dept	Item	Title	Expected Completion Date	Status
Governance and Transparency Committee 11/02/2021			Corporate Services Department	6	Acquisition of Drainage Easements for INF04089 Local Drainage Rehabilitation Project Pryde and Hume Street, Woodend	30/12/2026	In progress
Governance and Transparency Committee 10/08/2023			Corporate Services Department	3	Acquisition of Part of Land at 59 Huxham Street, Raceview for INF03978 Deebling Creek Bikeway Stage 2	30/12/2026	In progress

Item 16.3 / Attachment 1.

IPSWICH CITY COUNCIL ACTIONS REPORT				Printed: Wednesday, 3 December 2025 11:17:11 AM			
Total actions in progress: 83				Date From: 20/04/2020			
Total actions completed since last report: 10				Date To: 3/12/2025			

Meeting	Recommended From	Minute Number	Dept	Item	Title	Expected Completion Date	Status
Governance and Transparency Committee 9/11/2023			Corporate Services Department	3	Proposed Acquisition of Land for INF04347, INF04378 and INF04907 - Spencer, Fitzroy and Maitland Streets, Churchill	30/12/2026	In progress

**Growth, Infrastructure and Waste Committee**

Actions in progress since last report: 3

Meeting	Recommended From	Minute Number	Dept	Item	Title	Expected Completion Date	Status
Growth Infrastructure and Waste Committee 5/08/2021			Corporate Services Department	2	Disposal of Subterranean Land Located at Lots 21 and 22 Ipswich-Rosewood Road, Amberley	31/12/2025	In progress
Growth Infrastructure and Waste Committee 15/09/2022			Asset and Infrastructure Services Department	1	Response to Petition - Leash Free Dog Area, Camira Recreation Park	28/11/2025	In progress
Growth Infrastructure and Waste Committee 9/02/2023			Planning and Regulatory Services Department	3	Warrill Park Lawn Cemetery - Master Plan Report	30/06/2026	In progress

Item 16.3 / Attachment 1.

IPSWICH CITY COUNCIL ACTIONS REPORT		Printed: Wednesday, 3 December 2025 11:17:11 AM
Total actions in progress: 83		Date From: 20/04/2020
Total actions completed since last report: 10		Date To: 3/12/2025

**Environment and Sustainability Committee**

**Actions in progress since last report: 1**

Meeting	Recommended From	Minute Number	Dept	Item	Title	Expected Completion Date	Status
Environment and Sustainability Committee 10/02/2022			Environment and Sustainability Department	5	Franklin Vale Creek Catchment Restoration Plan 2021-2026	30/01/2026	In progress



Doc ID No: A12329350

*This matter has been determined to be of a significant nature and approval has been given to refer this report to the Council as a supplementary item.*

ITEM: 16.4

SUBJECT: MONTHLY FINANCIAL PERFORMANCE REPORT - NOVEMBER 2025

AUTHOR: ACTING BUSINESS ACCOUNTING LEAD

DATE: 3 DECEMBER 2025

### EXECUTIVE SUMMARY

This is a report concerning Ipswich City Council's (**Council**) financial performance for the period ending 30 November 2025, submitted in accordance with section 204 of the *Local Government Regulation 2012*.

### RECOMMENDATION/S

**That the report on Council's financial performance for the period ending 30 November 2025, submitted in accordance with section 204 of the *Local Government Regulation 2012*, be considered and noted by Council.**

### RELATED PARTIES

Not applicable

### IFUTURE THEME

A Trusted and Leading Organisation

### PURPOSE OF REPORT/BACKGROUND

This report outlines the financial results for Ipswich City Council as of 30 November 2025.

The total net result (including capital revenue) for Council as of 30 November 2025 is a surplus of \$59.9 million compared to the year to date (YTD) budget surplus of \$60.1 million.

Council's YTD operating deficit excluding infrastructure levy is \$3.7 million compared to a budgeted deficit of \$2 million. The explanations are outlined further in the report.

Capital expenditure year-to-date, excluding asset donations, the Voluntary Home Buy-Back program, and disaster recovery, is \$1.8 million above budget.

#### *Revenue*

Operating revenue is \$1.1 million above the year-to-date budget, primarily due to higher than budgeted interest revenue (\$1.8m), UU Tax revenue (\$1.5m), Roads, Traffic and Parking

fees (\$864k) and town planning and development fees (\$439k). This is partially offset by \$4.1 million of the Financial Assistance Grant being recognised in the prior financial year.

### *Expenses*

Overall operating expenses were \$2.7 million above the YTD budget.

Employee expenses (including labour contracts) are over budget by \$2.1 million YTD. This is largely contributed by the EBA increase on estimated leave balances being higher than forecasted during budget development, higher spending on overtime, workers compensation higher than budgeted and the labour efficiency targets not yet fully achieved. In addition, less labour has been charged to capital projects which continues to be reviewed. Labour contracts continue to be over budget as contingent workers are utilised to deliver ICT projects, fill vacant positions in Asset and Infrastructure Services, as well as assist with additional works in Asset and Infrastructure Services.

Materials and services (excluding labour contracts) are currently \$2.2 million under budget, mainly due to lower domestic disposal costs in Resource Recovery as well as timing of the spending in the Garden Organics grant funded project. Additionally, the Nicholas Street Precinct is under budget due to the timing of marketing and tenure management costs, which are now anticipated later in the year. However, note that increased costs from the new lease management arrangement will begin in December 2025.

Depreciation, which is a non-cash item, is over budget by \$2.1 million YTD. This is mainly due to the capitalisation of donated assets, and catch-up depreciation from assets capitalised in the last four months.

### *Capital*

The total full year capital expenditure (excluding Asset donations, the Voluntary Home Buy Back and Disaster Recovery) is \$55 million compared to the full year budget of \$53.2 million.

The Nicholas Street Precinct is below the YTD budget by approximately \$2 million, predominantly due to the timing of leasing properties within the precinct.

Asset and Infrastructure Services Infrastructure Program YTD capital expenditure (excluding Voluntary Home Buy Back and Disaster Recovery) is \$40.9 million compared to budget of \$34.4 million. For Asset Rehabilitation, overspends were mainly due to Drainage Rehabilitation on East Ipswich Stage 1 and Champions Way. This is due to timing of budget over financial years. Gravel Road Rehabilitation projects are currently, and are forecast to be, overspent. Kerb and Channel is overspent mainly on Dowden Street, and Sports Facilities are overspent mainly on Evan Marginson Park netball lighting and Bluegum Reserve lighting projects. Strategic Transport overspends include Springfield Greenbank Arterial Stg 3 and Springfield Parkway Stage 2 due to current timing issues, however the projects are forecast to be on budget. Ripley and Fischer Roads major road upgrade projects currently face timing issues and are forecast to be on budget.

### *Cash Balances*

Council's cash and cash equivalents balance as at 30 November 2025 was \$200.9 million and in line with forecast.

### **LEGAL IMPLICATIONS**

This report and its recommendations are consistent with the following legislative provisions:  
*Local Government Regulation 2012*

### **POLICY IMPLICATIONS**

Council's financial position is managed in accordance with the Financial Management Policy.

### **RISK MANAGEMENT IMPLICATIONS**

The operating result of a \$3.7 million deficit against a budgeted deficit of \$2 million is mainly driven by lower operating grants revenue received, higher employee expenses (including labour contracts) and higher depreciation expense. The underspend in materials and services expenditure will continue to be monitored.

The higher than budgeted spending on employee expenses represents an ongoing risk for the 2025-2026 financial year. Employee expenses will continue to be monitored and reported on with actions being implemented to address.

The regular review of council's financial reports on a monthly basis will continue to be an important part of council's governance processes.

### **FINANCIAL/RESOURCE IMPLICATIONS**

There are no specific financial implications as a result of this report.

### **COMMUNITY AND OTHER CONSULTATION**

The contents of this report did not require any community consultation. Analysis and explanations of the variances are undertaken in conjunction with the various departments.



### **CONCLUSION**

Regular reporting and monitoring of Council's financial position will continue during the financial year as part of Council's regular governance and reporting process.

### **HUMAN RIGHTS IMPLICATIONS**

HUMAN RIGHTS IMPACTS
RECEIVE AND NOTE REPORT
The Recommendation states that the report be received and the contents noted. The decision to receive and note the report does not limit human rights. Therefore, the decision is compatible with human rights.

### **ATTACHMENTS AND CONFIDENTIAL BACKGROUND PAPERS**

1.	Monthly Financial Performance Report - November 2025  
----	--

Hollie Rigby-Saltmarsh

**ACTING BUSINESS ACCOUNTING LEAD**

I concur with the recommendations contained in this report.

Christina Binoya

**CHIEF FINANCIAL OFFICER**

I concur with the recommendations contained in this report.

Matt Smith

**GENERAL MANAGER (CORPORATE SERVICES)**

***“Together, we proudly enhance the quality of life for our community”***



## **Ipswich City Council**

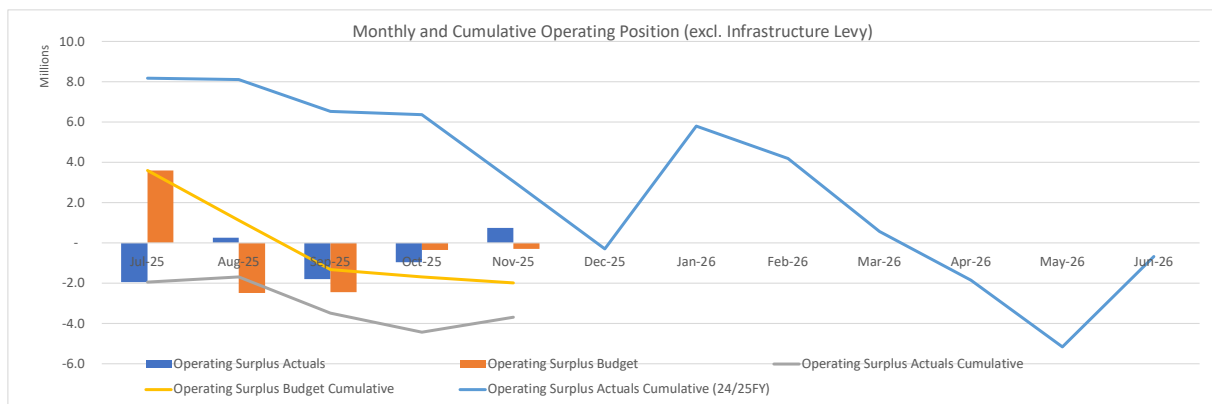
### **Monthly Financial Performance Report November 2025**



## Operational Summary

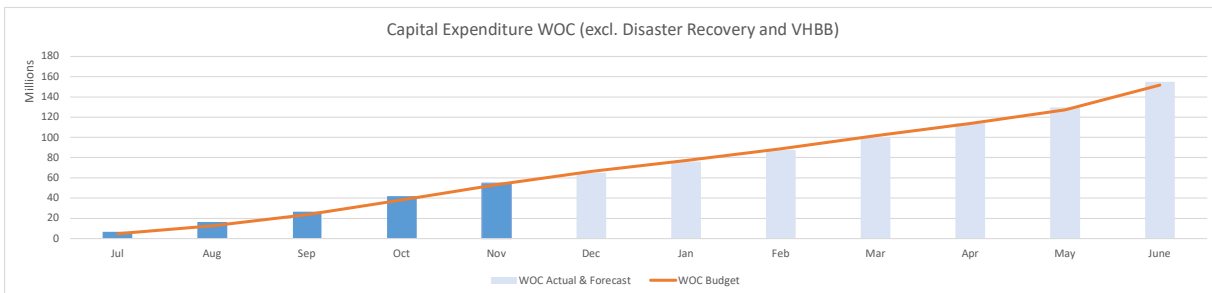
### Operational Expenditure

MTD					YTD				Annual Budget \$'000s
Actuals \$'000s	Budget \$'000s	Variance \$'000s	Variance %		Actuals \$'000s	Budget \$'000s	Variance \$'000s	Variance %	
36,874	35,492	1,382	3.9%	Operating Revenue	185,097	184,026	1,071	0.6%	454,380
35,664	35,343	(321)	(0.9%)	Operating Expense	186,499	183,769	(2,730)	(1.5%)	446,267
<b>1,210</b>	<b>149</b>	<b>1,061</b>	<b>712.1%</b>	<b>Operating Surplus/(Deficit)</b>	<b>(1,402)</b>	<b>257</b>	<b>(1,659)</b>	<b>(645.5%)</b>	<b>8,113</b>
<b>750</b>	<b>(301)</b>	<b>1,051</b>	<b>(349.2%)</b>	<b>Operating Surplus/(Deficit) excluding Infra. Levy</b>	<b>(3,690)</b>	<b>(1,982)</b>	<b>(1,708)</b>	<b>86.2%</b>	<b>2,697</b>
9,519	12,755	(3,236)	(25.4%)	Capital Revenue	65,926	59,883	6,043	10.1%	156,699
5	0	5	0.0%	Other Capital Income (Asset disposals)	117	0	117	0.0%	0
172	0	(172)	0.0%	Capital Loss (Asset write-off)	4,706	0	(4,706)	0.0%	0
<b>10,562</b>	<b>12,904</b>	<b>(2,342)</b>	<b>(18.1%)</b>	<b>Net Result</b>	<b>59,935</b>	<b>60,140</b>	<b>(205)</b>	<b>(0.3%)</b>	<b>164,812</b>
Forecast Operating Ratio					-1.42%				1.79%



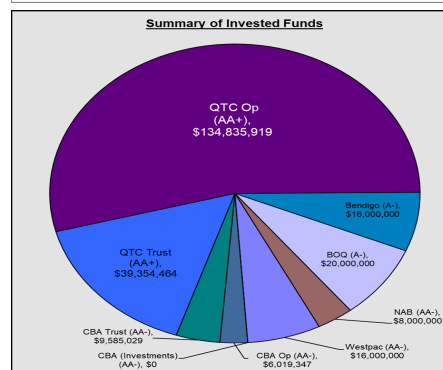
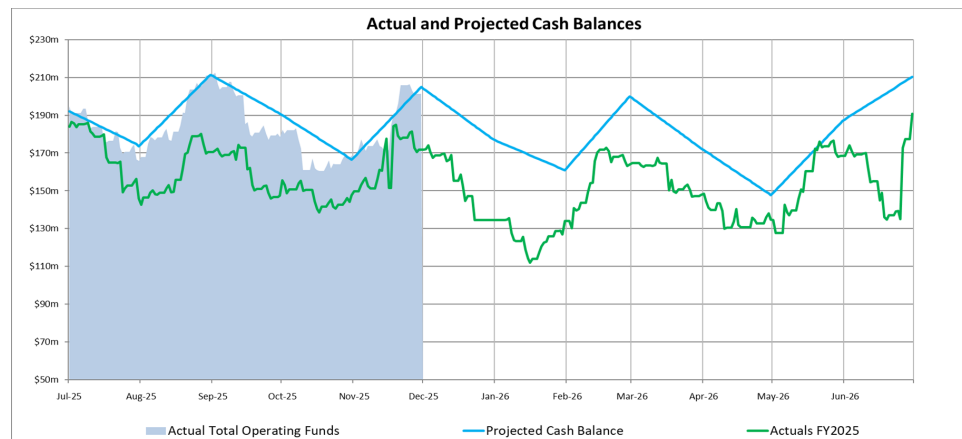
## Capital Summary

MTD				Program	YTD				Annual Budget \$'000s
Actuals \$'000s	Budget \$'000s	Variance \$'000s	Variance %		Actuals \$'000s	Budget \$'000s	Variance \$'000s	Variance %	
9,771	10,682	911	8.5%	Asset and Infrastructure Services	40,877	34,376	(6,502)	(18.9%)	85,085
193	650	457	70.3%	Community, Cultural and Economic Development	1,781	3,175	1,393	43.9%	16,446
694	1,423	729	51.2%	Corporate Services	4,145	6,209	2,064	33.2%	15,270
260	793	533	67.3%	Environment and Sustainability	1,008	2,492	1,483	59.5%	14,760
192	290	98	33.7%	Resource Recovery	1,384	1,681	297	17.7%	5,464
1,825	0	(1,825)	0.0%	Executive	4,509	1,824	(2,685)	(147.2%)	4,847
124	968	844	87.1%	Nicholas Street Precinct	1,142	3,125	1,983	63.5%	9,109
14	246	231	94.1%	Planning and Regulatory Services	154	285	131	46.0%	746
1,504	1,870	366	19.6%	Disaster Recovery and Voluntary Home Buy Back	4,336	7,680	3,344	43.5%	13,160
<b>14,578</b>	<b>16,922</b>	<b>2,344</b>	<b>13.9%</b>	<b>Total Capital Expenditure</b>	<b>59,338</b>	<b>60,846</b>	<b>1,509</b>	<b>2.5%</b>	<b>164,887</b>
8,704	8,800	96	1.1%	Donated Assets	44,515	43,999	(516)	(1.2%)	105,600
<b>23,282</b>	<b>25,722</b>	<b>2,440</b>	<b>9.5%</b>	<b>Total Capital Expenditure including donated assets</b>	<b>103,853</b>	<b>104,845</b>	<b>992</b>	<b>0.9%</b>	<b>270,487</b>



## Balance Sheet

	JUN-25 \$'000s	NOV-25 \$'000s	YTD Change \$'000s	YTD Change %
<b>Assets</b>				
<i>Current assests</i>				
Cash & cash investments	192,091	200,776	8,685	4.5%
Receivables	23,766	25,721	1,955	8.2%
Other current assets	26,118	29,183	3,065	11.7%
<b>Total current assets</b>	<b>241,974</b>	<b>255,680</b>	<b>13,706</b>	<b>5.7%</b>
<i>Non-current assets</i>				
Investment in UU & Greenovate	461,569	461,569	0	0.0%
Property, plant & equipment & other	4,167,458	4,219,047	51,589	1.2%
Investment property	59,750	59,873	123	0.2%
<b>Total non-current assets</b>	<b>4,688,777</b>	<b>4,740,489</b>	<b>51,712</b>	<b>1.1%</b>
<b>Total assets</b>	<b>4,930,751</b>	<b>4,996,169</b>	<b>65,418</b>	<b>1.3%</b>
<b>Liabilities</b>				
<i>Current liabilities</i>				
Payables	43,796	38,555	(5,240)	(12.0%)
Borrowings	93,924	81,621	(12,303)	(13.1%)
Annual & long service leave	30,505	31,466	961	3.2%
Other liabilities	56,097	78,750	22,653	40.4%
<b>Total current liabilities</b>	<b>224,321</b>	<b>230,392</b>	<b>6,071</b>	<b>2.7%</b>
<i>Non-current liabilities</i>				
Borrowings	304,622	304,622	0	0.0%
Annual & long service leave	3,190	4,700	1,511	47.4%
Other liabilities	9,451	9,121	(331)	(3.5%)
<b>Total non-current liabilities</b>	<b>317,263</b>	<b>318,443</b>	<b>1,180</b>	<b>0.4%</b>
<b>Total liabilities</b>	<b>541,585</b>	<b>548,835</b>	<b>7,251</b>	<b>1.3%</b>
<b>Net community assets</b>	<b>4,389,166</b>	<b>4,447,333</b>	<b>58,167</b>	<b>1.3%</b>
<b>Community equity</b>				
Asset revaluation surplus	1,218,969	1,218,969	(0)	(0.0%)
Retained surplus	3,170,198	3,228,364	58,167	1.8%
<b>Total community equity</b>	<b>4,389,166</b>	<b>4,447,333</b>	<b>58,167</b>	<b>1.3%</b>



Investments and Earnings Summary	Margin	% Return	\$
CBA Operating Account	0.004	4.10%	\$6,019,347
Term Deposit Investments	0.006	4.21%	\$60,000,000
QTC Trust Fund Account	0.006	4.23%	\$39,354,464
QTC Operating Account - CBD	0.006	4.23%	
QTC Operating Account - General	0.006	4.23%	\$134,835,919
<b>QTC Operating Account - Total</b>	<b>0.006</b>	<b>4.23%</b>	<b>\$134,835,919</b>
Total Invested funds (W.Avg return)	0.006	4.22%	\$240,209,730
<b>Total Operating Funds (Ex Trust)</b>	<b>0.006</b>	<b>4.22%</b>	<b>\$200,855,266</b>

## Cashflow

Council's cash and cash equivalents balance as at 30 Nov 2025 was \$200.9 million. Council's investments are made in accordance with Council's Investment Policy (adopted as part of the annual budget) with an average return percentage of 4.22%.

**Detailed Operational Expenditure - Whole of Council**

MTD					YTD				
Actuals \$'000s	Budget \$'000s	Variance \$'000s	Variance %		Actuals \$'000s	Budget \$'000s	Variance \$'000s	Variance %	Annual Budget \$'000s
Operating Revenue									
24,762	24,731	31	0.1%	Net rates and utilities charges	126,598	126,314	284	0.2%	306,126
3,706	3,668	38	1.0%	Fees and charges	20,247	19,447	800	4.1%	46,177
1,207	1,330	(123)	(9.2%)	Government grants and subsidies	4,670	8,718	(4,048)	(46.4%)	13,573
3,024	2,980	44	1.5%	Internal revenue	16,044	15,831	213	1.3%	38,390
4,174	2,780	1,394	50.1%	Other revenue	17,501	13,703	3,798	27.7%	50,084
1	3	(2)	(66.7%)	Donations and contributions	37	13	24	184.6%	30
36,874	35,492	1,382	3.9%	Total Revenue	185,097	184,026	1,071	0.6%	454,380
Operating Expenses									
11,588	11,499	(89)	(0.8%)	Employee expenses	63,257	62,028	(1,229)	(2.0%)	152,634
411	155	(256)	(165.2%)	Labour contracts	1,756	901	(855)	(94.9%)	1,850
9,209	9,986	777	7.8%	Materials and services	48,992	51,161	2,169	4.2%	124,448
2,866	2,793	(73)	(2.6%)	Internal expenses	15,428	14,752	(676)	(4.6%)	35,835
2,601	2,331	(270)	(11.6%)	Other expenses	11,961	11,930	(31)	(0.3%)	29,046
8,989	8,579	(410)	(4.8%)	Depreciation & amortisation	45,105	42,997	(2,108)	(4.9%)	102,454
35,664	35,343	(321)	(0.9%)	Total Expenses	186,499	183,769	(2,730)	(1.5%)	446,267
1,210	149	1,061	712.1%	Net operating position	(1,402)	257	(1,659)	(645.5%)	8,113
750	(301)	1,051	(349.2%)	Operating Surplus/(Deficit) excluding Infra. Levy	(3,690)	(1,982)	(1,708)	86.2%	2,697
Capital Revenue									
12,239	10,801	1,438	13.3%	Donations and contributions	58,206	54,004	4,202	7.8%	129,600
(2,720)	1,954	(4,674)	(239.2%)	Government grants and subsidies	7,720	5,879	1,841	31.3%	27,099
5	0	5	0.0%	Other revenue	117	0	117	0.0%	0
Capital Expenses									
172	0	(172)	0.0%	Other expenses	4,706	0	(4,706)	0.0%	0
10,562	12,904	(2,342)	(18.1%)	Net Result	59,935	60,140	(205)	(0.3%)	164,812

Capital Summary									
MTD				YTD			Full Year Budget \$'000s	EOY Forecast \$'000s	Comments
Actual \$'000s	Budget \$'000s	Variance \$'000s		Actual \$'000s	Budget \$'000s	Variance \$'000s			
Whole of Council									
13,074	15,052	1,978	Construction Program & Asset Purchase (excl. VHBB & Disaster Recovery)	55,001	53,166	(1,835)	151,727	154,755	
1,504	1,870	366	VHBB and Disaster Recovery	4,336	7,680	3,344	13,160	19,555	
14,578	16,922	2,344	Total Capital Expenditure	59,338	60,846	1,509	164,887	174,310	
8,704	8,800	96	Total Donated Assets	44,515	43,999	(516)	105,600	105,600	
Executive									
1,825	0	(1,825)	Construction Program and Asset Purchase	4,509	1,824	(2,685)	4,847	4,509	Major Projects – \$2.7M overspend YTD: Materials Recovery Facility and Swifts Sports Club contribution payments ahead of budget but within financial year budget allocation. NSP Redevelopment – \$1.5M underspend YTD: Underspends predominantly due to a portion of tenant fit-out costs for Tulmur Walk extending into next financial year.
124	968	844	Nicholas Street Precinct	1,142	3,125	1,983	9,109	6,806	NSP Facilities – \$458k underspend YTD: mainly the fit-out of tenancies of non-paying tenants delayed.
1,950	968	(981)	Total Capital Expenditure	5,651	4,949	(702)	13,956	11,315	
Corporate Services									
286	291	5	Construction Program and Asset Purchase	1,559	1,495	(65)	4,800	5,332	ICT Hardware – \$443k underspend YTD: On track to deliver within full yr budget. Proactive lifecycleing will see the purchase of laptops, tablets, printers, public computers and touchscreens at the libraries and additional devices to support staff/kit out kiosks for the iVolve projects. It is also anticipated that some Network budget will be used towards essential AV upgrades, however will be managed with the total combined Network and AV budget. ICT Portfolio Delivery – \$508k overspend YTD: mainly works carried over for Mobile Device Management and overspend on Enterprise GIS. iVolve – \$1.7k underspend YTD: Delays in the delivery of ElevateHR have lead to the YTD underspend. Phase 2 of ElevateHR go-live is still planned for Jun 2026. Clean-up and decommission activities will continue into 2026/2027. The combined iVolve program is forecast to be over budget in 2025/2026, particularly if the carry-forward of unspent iVolve budget from 2024/2025 is not approved. Facility Upgrades – \$401k underspend YTD: The Level-8 office fit-out tender is expected to complete at end of calendar year and construction to commence in first quarter, subject to negotiations.
359	932	573	iVolve (Capex & Opex)	2,531	4,265	1,734	9,470	10,178	
49	200	151	Facility Upgrades	55	450	395	1,000	1,055	
694	1,423	729	Total Capital Expenditure	4,145	6,209	2,064	15,270	16,565	
Community, Cultural and Economic Development									
92	535	443	Construction Program and Asset Purchase (Other)	823	2,145	1,322	9,916	9,302	Major Projects – \$619k underspend YTD: relates to the NISEP Stg 1 Western Grandstand. Community Facilities – \$51k overspend YTD: predominantly due to unbudgeted Civic Centre LED screen acquisition and related rigging and equipment partially offset by a delay with the Art Gallery roof replacement. Safe City and Asset Protection – \$174k underspend YTD: mainly CCTV Infrastructure. Libraries and Customer Service – \$560k underspend YTD: nil YTD spend on Redbank Plaza Refurb and Expansion, and Customer Strategy and Experience Design Solutions projects.
101	115	14	Sports Facilities	959	1,030	71	6,530	6,470	Sports Facilities – \$179k underspend YTD: mainly due to procurement related delays for surfacing works at Redbank Plains Recreation Reserve car park.
0	0	0	Disaster Recovery	28	0	(28)	0	28	Flood Recovery – \$28k overspend YTD: Relates to prior FY overhead adjustment/true-up.
193	650	457	Total Capital Expenditure	1,810	3,175	1,365	16,446	15,800	

Item 16.4 / Attachment 1.

MTD				YTD			Full Year Budget \$'000s	EOY Forecast \$'000s	Comments
Actual \$'000s	Budget \$'000s	Variance \$'000s		Actual \$'000s	Budget \$'000s	Variance \$'000s			
Assets and Infrastructure Services									
19	83	64	Infrastructure Program (Other)	969	463	(506)	3,195	3,389	<b>Flood Mitigation and Drainage - \$304k overspend YTD:</b> mainly related to Glode Avenue works. Local Amenity - \$26k overspend YTD: across the program.
6,820	7,361	541	Asset Rehabilitation	24,920	19,036	(5,884)	43,415	47,701	<b>Asset Rehabilitation - \$5.9M overspend YTD:</b> Drainage over \$3.6M - mainly East Ipswich Stage 1 and Champions Way drainage projects. Gravel Roads over \$1.1M. Kerb and Channel over \$857k - mainly Dowden Street. Sealed Roads under \$65k - mainly Campbell Street works, offset by YTD overspends on the resurfacing program and across the sub-program. Sports Facilities over \$705k - mainly Evan Marginson Park netball lighting and Bluegum Reserve lighting projects.
2,724	2,552	(172)	Transport and Traffic	12,833	10,337	(2,496)	27,760	32,677	<b>Transport and Traffic - \$2.5M overspent YTD:</b> Strategic Transport over \$2.4M - mostly due to YTD overspends on Springfield Greenbank Arterial Stg 3, Springfield Parkway Stage 2, Ripley Stage 1 and Fischer Roads projects. <b>Sustainable Travel under \$32k -</b> mainly related to an underspend on the Mansfield Pl footpath project, offset by the grant funded Bus Expansion Program progress.
158	5	(153)	Parks and Recreation	352	500	148	1,344	1,301	<b>Parks and Recreation - \$148k underspend YTD:</b> Upgrades under \$149k - mainly Limestone Park dog off leash area.
0	0	0	Emergent Works	0	0	0	635	635	Budget reallocated as required to new emergent projects within the financial year.
3	0	(3)	Equipment	42	321	279	420	141	<b>Equipment: satisfactory,</b> purchases made on needs basis.
10	115	105	Ipswich Central Revitalisation	38	225	187	950	804	<b>Ipswich Central Revitalisation - \$187k underspend YTD:</b> across the program.
35	565	530	Fleet	1,724	3,494	1,770	7,366	8,179	<b>Fleet - \$1.8M underspend YTD:</b> mainly related to Truck, Major Plant and Vehicle replacement programs.
1,484	1,720	236	Disaster Recovery	3,579	6,880	3,301	7,600	17,748	<b>Disaster Recovery - \$ 3.3M underspend YTD.</b> Mainly related to Riverlink Riverwalk, Robelle Domain and REPA Bertilia St Bio basin flood restoration works, partially offset by Marie St, Bradfield Bridge and Blue Gum Reserve projects.
20	150	130	Voluntary Home Buy Back Scheme	684	800	116	5,560	1,734	<b>Voluntary Home Buy Back Scheme - \$116k underspend YTD.</b>
11,275	12,552	1,277	Total Capital Expenditure	45,141	42,056	(3,085)	98,245	114,309	
Environment and Sustainability									
260	793	533	Infrastructure Program	1,008	2,492	1,483	14,760	10,220	<b>Asset Rehabilitation - \$486k underspend YTD:</b> Disturbed Land Management under \$160k - relates to both Woogaroo infrastructure and Brittains Rd Closed Landfill stormwater infrastructure remediation projects. Water Quality Rehabilitation under \$326k - with construction works on Bertilia St Basin rehabilitation and Surprize Ave Erosion rectification expected to commence in December.
192	290	98	Waste	1,384	1,681	297	5,464	5,455	<b>Environment - \$1M underspend YTD:</b> Enviroplan under \$365k - mainly related to Paperbark Flats Day Use Area upgrade works with design awarded late Sept, to be completed March 2026. Construction to commence April with balance of works to roll into next financial year. Natural Environment and Stormwater under \$172k - across the program. Ti-Tree Bioenergy Funded over \$46k - mainly Heit Park perimeter anti-vehicle fencing which carried over from last financial year, but finished under budget, partially offset by delays with the Paynes Road koala reserve project. Waterway Recovery under \$663k - mainly due to a delayed commencement on Ironpot Ck Bank Stab Stages 3 and 3b works.
452	1,083	631	Total Capital Expenditure	2,392	4,173	1,780	20,224	15,675	<b>Resource Recovery - \$297k underspend YTD:</b> Mainly due to the Riverview Refuse and Recycling Centre pit rehabilitation works rescheduled to later in the financial year, and Domestic Bin stock levels not requiring replenishment at this point.
Planning and Regulatory Services									
14	246	231	Construction Program and Asset Purchase	154	285	131	746	601	<b>Animal Management - \$104k underspend YTD:</b> minor underspend with costs transferred to Flood Recovery (AIS).
0	0	0	Disaster Recovery	45	0	(45)	0	45	<b>Flood Recovery - \$45k overspend YTD:</b> Relates to prior FY overhead adjustment/true-up.
14	246	231	Total Capital Expenditure	199	285	86	746	646	

Item 16.4 / Attachment 1.

MTD			YTD			Full Year	EOY	Comments		
Actual \$'000s	Budget \$'000s	Variance \$'000s	Actual \$'000s	Budget \$'000s	Variance \$'000s	Budget \$'000s	Forecast \$'000s			
Donated Assets										
0	4	4	Community, Cultural and Economic Development			0	19	19	44	44
0	0	0	Corporate Services			0	0	0	0	0
8,704	8,796	92	Asset and Infrastructure Services			44,515	43,980	(535)	105,556	105,556
0	0	0	Environment and Sustainability			0	0	0	0	0
0	0	0	Executive			0	0	0	0	0
0	0	0	Planning and Regulatory Services			0	0	0	0	0
8,704	8,800	96	Total Donated Assets			44,515	43,999	(516)	105,600	105,600



## Ipswich Waste Services

### Monthly Financial Performance Report November 2025

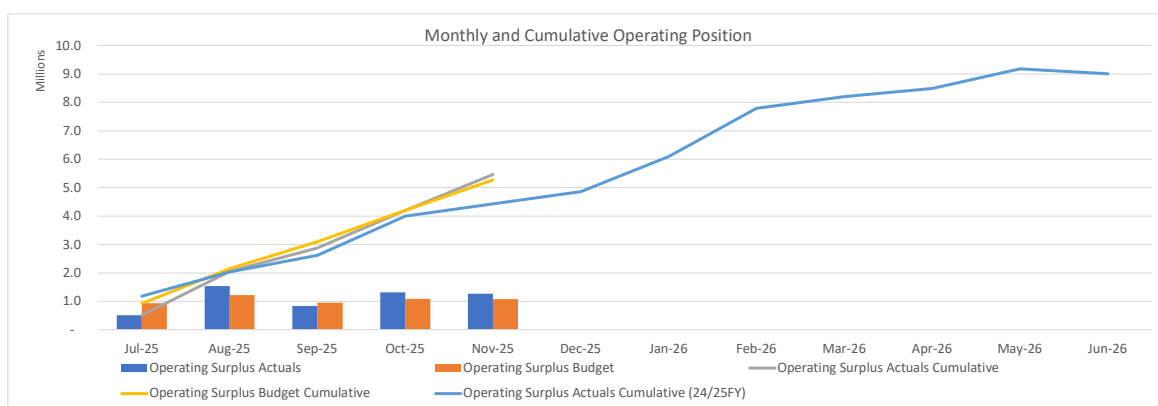




## Operational Summary

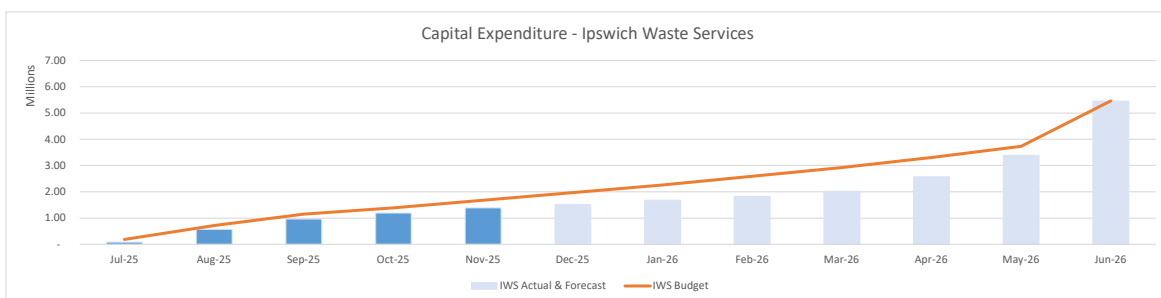
### Operational Expenditure

MTD					YTD				Annual Budget \$'000s
Actuals \$'000s	Budget \$'000s	Variance \$'000s	Variance %		Actuals \$'000s	Budget \$'000s	Variance \$'000s	Variance %	
6,230	6,181	49	0.8%	Operating Revenue	31,124	31,744	(620)	(2.0%)	74,823
4,963	5,102	139	2.7%	Operating Expense	25,661	26,475	814	3.1%	64,762
<b>1,267</b>	<b>1,079</b>	<b>188</b>	<b>17.4%</b>	<b>Operating Surplus/(Deficit)</b>	<b>5,463</b>	<b>5,269</b>	<b>194</b>	<b>3.7%</b>	<b>10,061</b>
<b>1,267</b>	<b>1,079</b>	<b>188</b>	<b>17.4%</b>	<b>Operating Surplus/(Deficit) excluding Infra. Levy</b>	<b>5,463</b>	<b>5,269</b>	<b>194</b>	<b>3.7%</b>	<b>10,061</b>
0	0	0	0.0%	Capital Revenue	0	0	0	0.0%	0
1	0	1	0.0%	Other Capital Income (Asset disposals)	7	0	7	0.0%	0
0	0	0	0.0%	Capital Loss (Asset write-off)	26	0	(26)	0.0%	0
<b>1,268</b>	<b>1,079</b>	<b>189</b>	<b>17.5%</b>	<b>Net Result</b>	<b>5,444</b>	<b>5,269</b>	<b>175</b>	<b>3.3%</b>	<b>10,061</b>
<b>Gross Profit Margin</b>					<b>17.55%</b>				<b>13.45%</b>



## Capital Summary

MTD				Program	YTD				Annual Budget \$'000s
Actuals \$'000s	Budget \$'000s	Variance \$'000s	Variance %		Actuals \$'000s	Budget \$'000s	Variance \$'000s	Variance %	
192	290	98	33.7%	Resource Recovery	1,384	1,681	297	17.7%	5,464
<b>192</b>	<b>290</b>	<b>98</b>	<b>33.7%</b>	<b>Total Capital Expenditure</b>	<b>1,384</b>	<b>1,681</b>	<b>297</b>	<b>17.7%</b>	<b>5,464</b>



**Detailed Operational Expenditure - Ipswich Waste Services**

MTD				YTD				Annual Budget \$'000s
Actuals \$'000s	Budget \$'000s	Variance \$'000s	Variance %	Actuals \$'000s	Budget \$'000s	Variance \$'000s	Variance %	
Operating Revenue								
4,271	4,235	36	0.9%	Net rates and utilities charges	21,128	21,080	48	0.2%
1,245	1,331	(86)	(6.5%)	Fees and charges	6,200	6,810	(610)	(9.0%)
124	34	90	264.7%	Government grants and subsidies	665	886	(221)	(24.9%)
493	512	(19)	(3.7%)	Internal revenue	2,489	2,559	(70)	(2.7%)
97	69	28	40.6%	Other revenue	642	409	233	57.0%
0	0	0	0.0%	Donations and contributions	0	0	0	0.0%
6,230	6,181	49	0.8%	Total Revenue	31,124	31,744	(620)	(2.0%)
Operating Expenses								
1,063	958	(105)	(11.0%)	Employee expenses	5,722	5,154	(568)	(11.0%)
6	20	14	70.0%	Labour contracts	43	100	57	57.0%
1,533	1,502	(31)	(2.1%)	Materials and services	6,951	7,708	757	9.8%
1,905	1,930	25	1.3%	Internal expenses	9,982	10,215	233	2.3%
348	571	223	39.1%	Other expenses	2,421	2,699	278	10.3%
108	121	13	10.7%	Depreciation & amortisation	542	599	57	9.5%
4,963	5,102	139	2.7%	Total Expenses	25,661	26,475	814	3.1%
1,267	1,079	188	17.4%	Net operating position	5,463	5,269	194	3.7%
1,267	1,079	188	17.4%	Operating Surplus/(Deficit) excluding Infra. Levy	5,463	5,269	194	3.7%
Capital Revenue								
0	0	0	0.0%	Donations and contributions	0	0	0	0.0%
0	0	0	0.0%	Government grants and subsidies	0	0	0	0.0%
1	0	1	0.0%	Other revenue	7	0	7	0.0%
Capital Expenses								
0	0	0	0.0%	Other expenses	26	0	(26)	0.0%
1,268	1,079	189	17.5%	Net Result	5,444	5,269	175	3.3%

Item 16.4 / Attachment 1.

Capital Summary									
MTD			YTD			Full Year	EOY	Comments	
Actual \$'000s	Budget \$'000s	Variance \$'000s	Actual \$'000s	Budget \$'000s	Variance \$'000s	Budget \$'000s	Forecast \$'000s		
Ipswich Waste Services									
Resource Recovery - \$297k underspend YTD: Mainly due to the Riverview Refuse and Recycling Centre pit rehabilitation works rescheduled to later in the financial year, and Domestic Bin stock levels not requiring replenishment at this point.									
192	290	98	Waste	1,384	1,681	297	5,464	5,455	
192	290	98	Total Capital Expenditure	1,384	1,681	297	5,464	5,455	
Donated Assets									
-	-	-	Ipswich Waste Services	-	-	-	-	-	
-	-	-	Total Donated Assets	-	-	-	-	-	